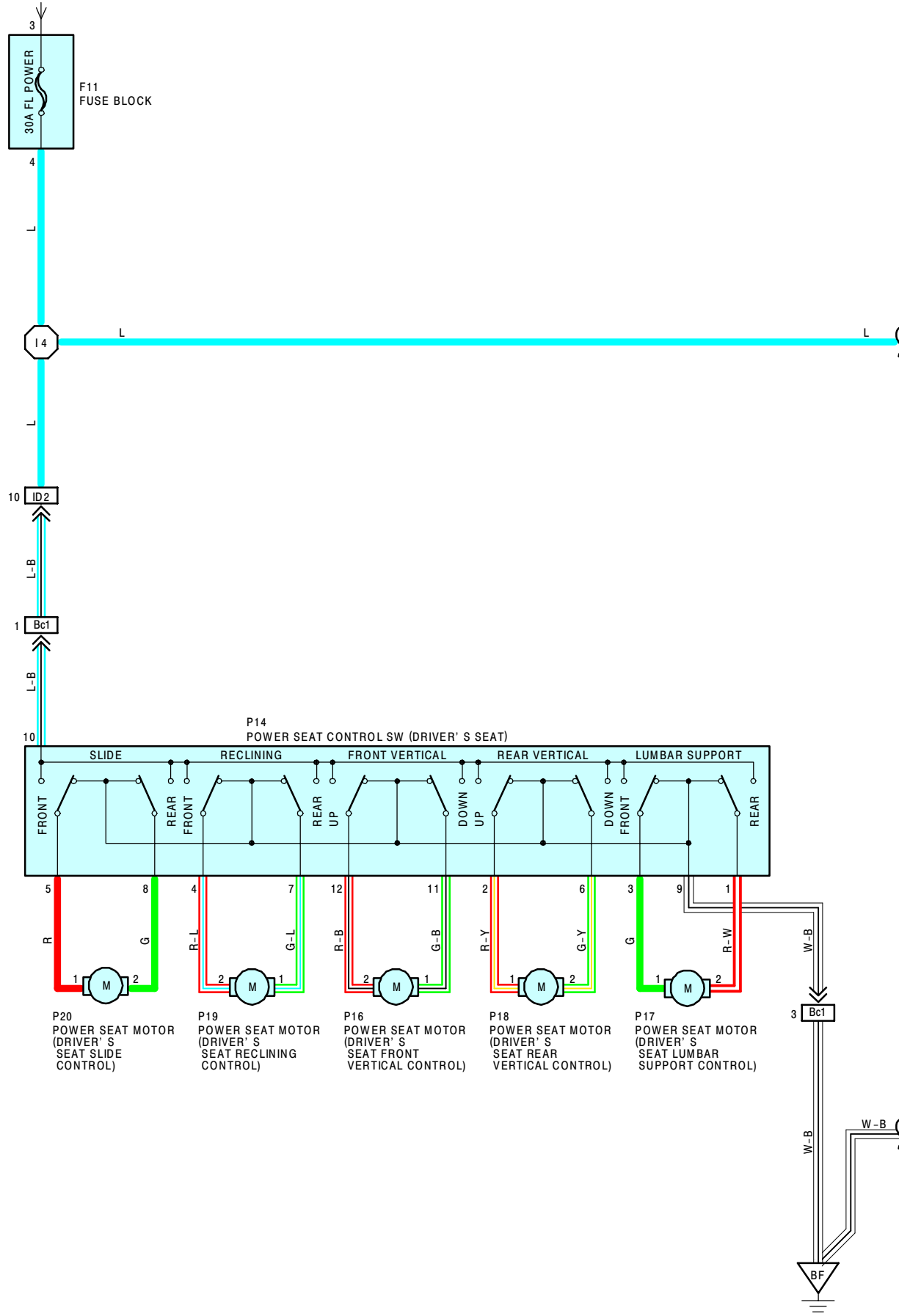
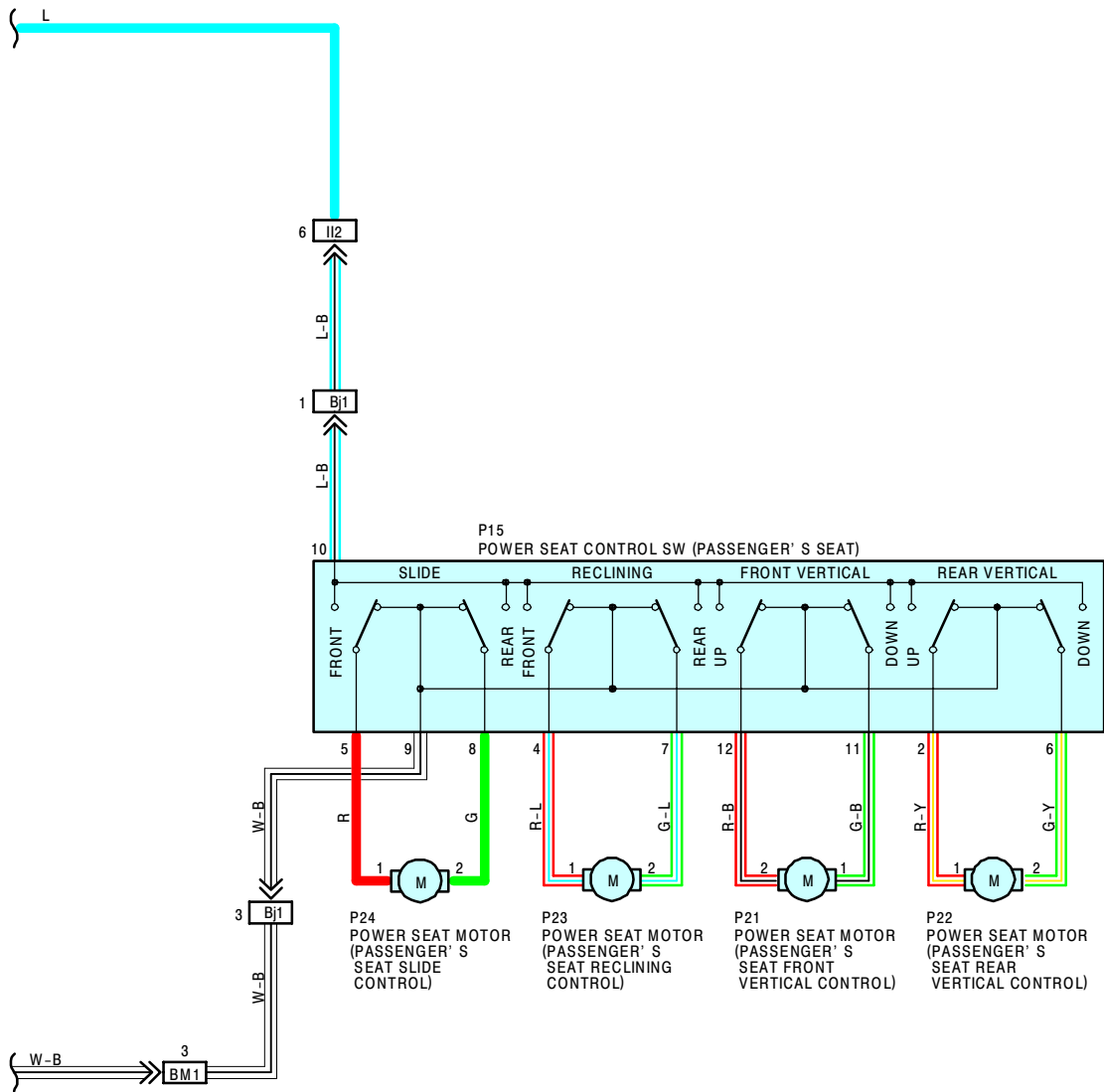




POWER SEAT

FROM POWER SOURCE SYSTEM (SEE PAGE 52)







POWER SEAT

SERVICE HINTS

P14 POWER SEAT CONTROL SW (DRIVER'S SEAT)

- 10-5 : CLOSED WITH THE DRIVER'S SEAT AT FRONT SLIDE OPERATION
- 10-8 : CLOSED WITH THE DRIVER'S SEAT AT REAR SLIDE OPERATION
- 10-4 : CLOSED WITH THE DRIVER'S SEAT AT FRONT RECLINING OPERATION
- 10-7 : CLOSED WITH THE DRIVER'S SEAT AT REAR RECLINING OPERATION
- 10-12 : CLOSED WITH THE DRIVER'S SEAT AT FRONT VERTICAL UP OPERATION
- 10-11 : CLOSED WITH THE DRIVER'S SEAT AT FRONT VERTICAL DOWN OPERATION
- 10-2 : CLOSED WITH THE DRIVER'S SEAT AT REAR VERTICAL UP OPERATION
- 10-6 : CLOSED WITH THE DRIVER'S SEAT AT REAR VERTICAL DOWN OPERATION
- 10-3 : CLOSED WITH THE DRIVER'S SEAT AT LUMBAR SUPPORT FRONT OPERATION
- 10-1 : CLOSED WITH THE DRIVER'S SEAT AT LUMBAR SUPPORT REAR OPERATION

9-GROUND : ALWAYS CONTINUITY

P15 POWER SEAT CONTROL SW (PASSENGER'S SEAT)

- 10-5 : CLOSED WITH THE PASSENGER'S SEAT AT FRONT SLIDE OPERATION
- 10-8 : CLOSED WITH THE PASSENGER'S SEAT AT REAR SLIDE OPERATION
- 10-4 : CLOSED WITH THE PASSENGER'S SEAT AT FRONT RECLINING OPERATION
- 10-7 : CLOSED WITH THE PASSENGER'S SEAT AT REAR RECLINING OPERATION
- 10-12 : CLOSED WITH THE PASSENGER'S SEAT AT FRONT VERTICAL UP OPERATION
- 10-11 : CLOSED WITH THE PASSENGER'S SEAT AT FRONT VERTICAL DOWN OPERATION
- 10-2 : CLOSED WITH THE PASSENGER'S SEAT AT REAR VERTICAL UP OPERATION
- 10-6 : CLOSED WITH THE PASSENGER'S SEAT AT REAR VERTICAL DOWN OPERATION

9-GROUND : ALWAYS CONTINUITY

○ : PARTS LOCATION

CODE	SEE PAGE	CODE	SEE PAGE	CODE	SEE PAGE
F11	25	P17	28	P21	28
P14	28	P18	28	P22	28
P15	28	P19	28	P23	28
P16	28	P20	28	P24	28

□ : CONNECTOR JOINING WIRE HARNESS AND WIRE HARNESS

CODE	SEE PAGE	JOINING WIRE HARNESS AND WIRE HARNESS (CONNECTOR LOCATION)
ID2	32	COWL WIRE AND FLOOR NO. 1 WIRE (LEFT KICK PANEL)
II2	32	COWL WIRE AND FLOOR NO. 2 WIRE (RIGHT KICK PANEL)
BM1	34	FLOOR NO. 2 WIRE AND FLOOR NO. 1 WIRE (UNDER THE CENTER CONSOLE)
Bc1	38	FLOOR NO. 1 WIRE AND SEAT NO. 1 WIRE (UNDER THE DRIVER'S SEAT)
BI1	38	FLOOR NO. 2 WIRE AND SEAT NO. 1 WIRE (UNDER THE PASSENGER'S SEAT)

▽ : GROUND POINTS

CODE	SEE PAGE	GROUND POINTS LOCATION
BF	34	UNDER THE CENTER CONSOLE BOX

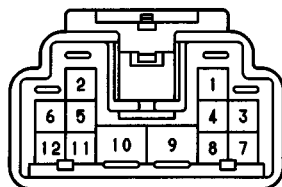
○ : SPLICE POINTS

CODE	SEE PAGE	WIRE HARNESS WITH SPLICE POINTS	CODE	SEE PAGE	WIRE HARNESS WITH SPLICE POINTS
I4	32	COWL WIRE			

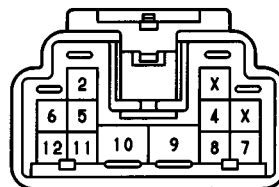
F11

(SEE PAGE 20)


P14



P15



P16, P21 BLUE



P17



P18, P22 ORANGE



P19, P20
P23, P24

